

UNIFY Open Scape Fault Management

MONITORING OpenScape Business

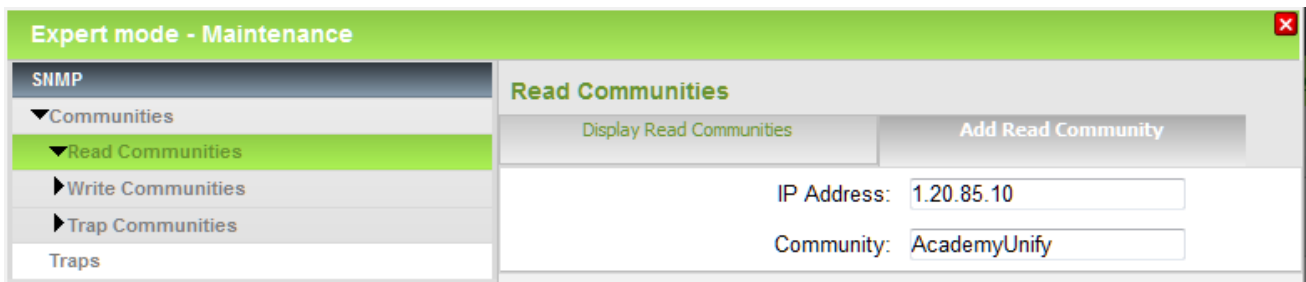
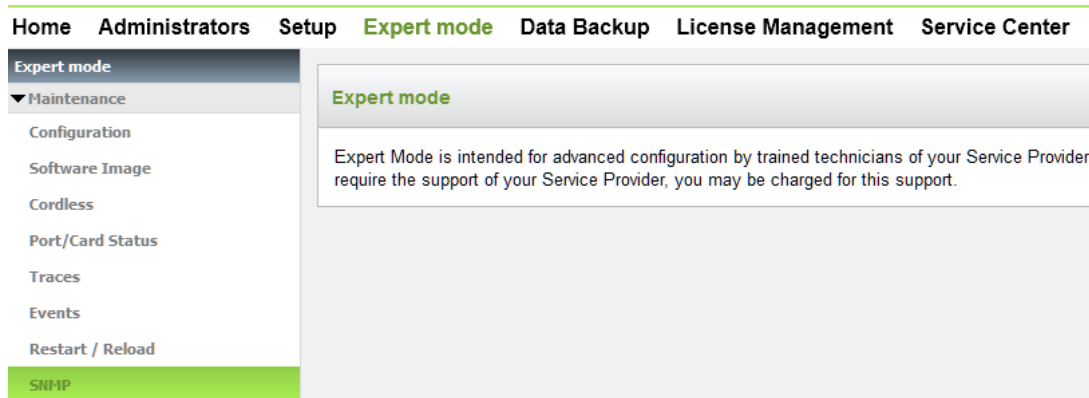
MONITORING
OpenScape Business

Monitor OpenScape Business

Requirements for monitoring with OSFM Server

- ▶ Access to the SNMP agent of the OpenScape Business
- ▶ Setting trap sender from OSBiz to OSFM Server
- ▶ OSFM Server Plugin for OpenScape Business/3000 must be activated

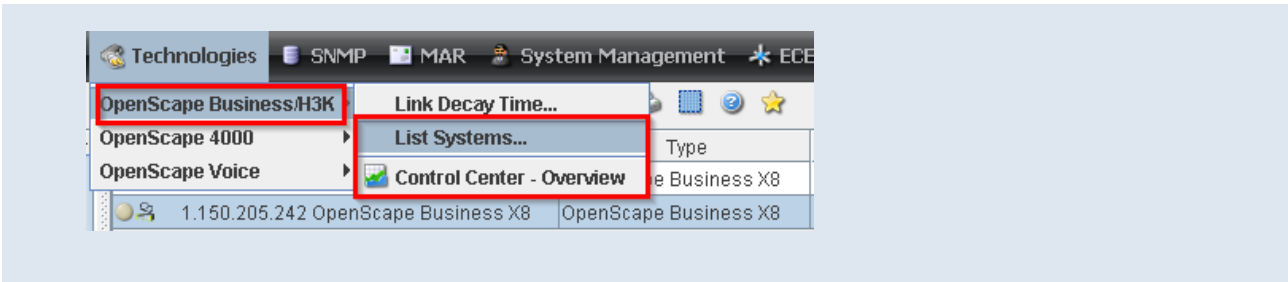
Configuration of the required SNMP communities for OSFM. In Expert mode, under Maintenance, click SNMP > Communities in the menu tree. A list of all communities with the associated data (IP address, community, type) is displayed. If the IP address 0.0.0.0 is entered, all SNMP clients can read btw. use the Write Community. For security reasons, an IP address should always be defined for access control.



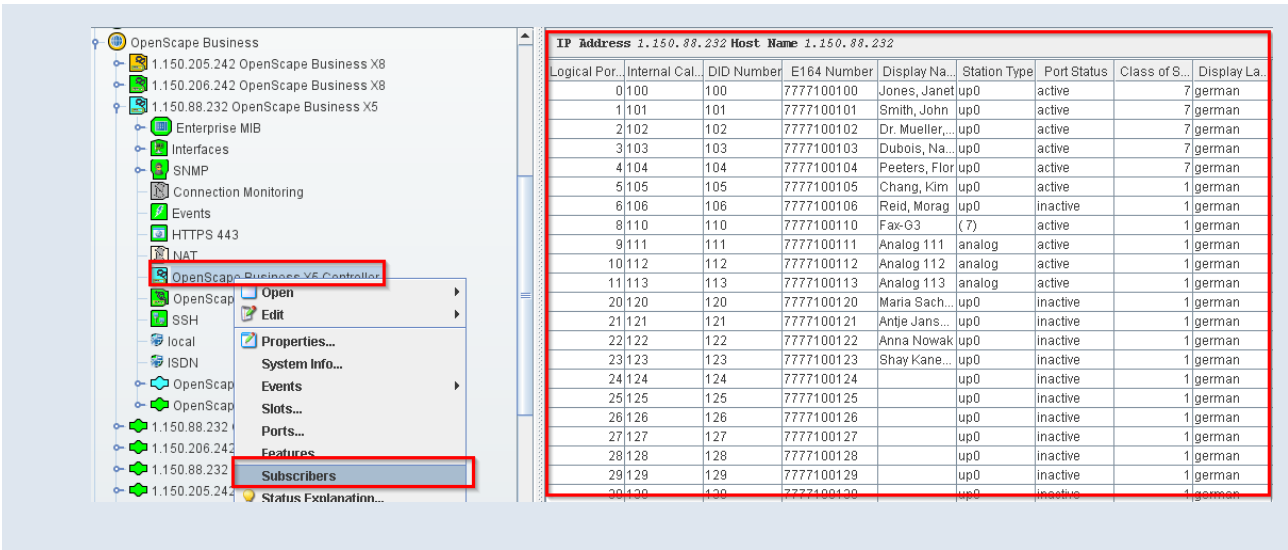
TASK 1 > Add OpenScape Biz Host to OSFM Server

- Add OSBiz as Host to OSFM Server
- Configuring SNMP Access to the New Host Object
- Start Discovery for this Host

TASK 2 > Display of systems and overviews



TASK 3 > Display of configured stations



TASK 4 > List of the Feature Counter in the System

