



# OpenScape Business V1

Tutorial

SIP Endpoint Configuration - X-Lite

Version 1.0

# Definitions

## **HowTo**

An OpenScape Business HowTo describes the configuration of an OpenScape Business feature within the OpenScape Office administration. It addresses primarily trained administrators of OpenScape Business.

## **Tutorial**

Within the OpenScape Business tutorials procedures for installation, administration and operation of specific devices, applications or systems, which are connected to OpenScape Business, are described. The tutorial addresses primarily trained administrators of OpenScape Business.

## Table of Contents

1	X-Lite	4
1.1	X-lite 4.5	4
1.1.1	Basic Configuration	5
1.1.2	Call Forwarding	6
1.1.3	Message Waiting	6
1.1.4	Distinctive Ringing	6
1.1.5	Audio Codecs	6

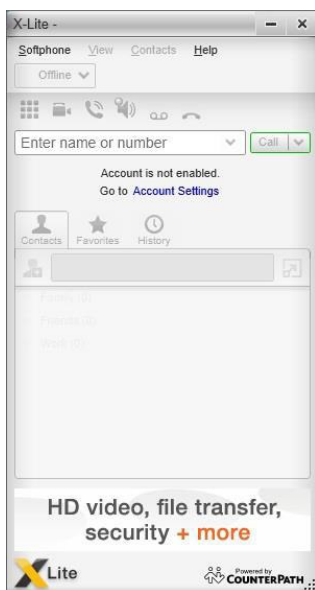
## Table of History

Date	Version	Changes
2013-06-14	1.0	Initial Creation

# 1 X-Lite

## 1.1 X-lite 4.5

X-Lite 4.5:



For information see the Counterpath homepage:

<http://www.counterpath.com/x-lite.html>

Used Endpoint Software:

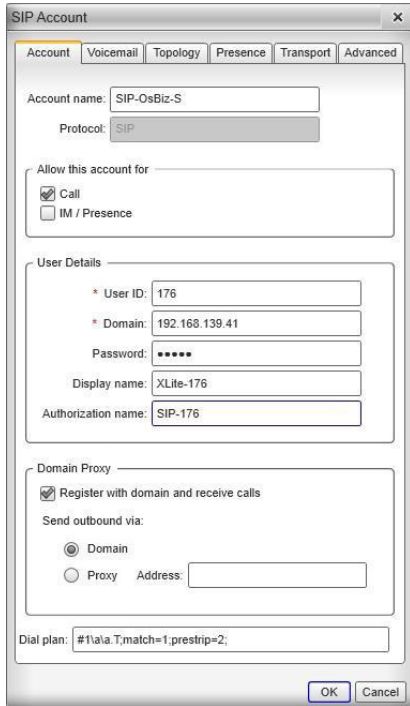
X-Lite Version 4.5 build 4.5.2 70142

### 1.1.1 Basic Configuration

The following steps describes the configuration for the X-lite SIP Client

- Network & Registration:

Select “Softphone/ Account Settings” to enter the relevant account parameter.

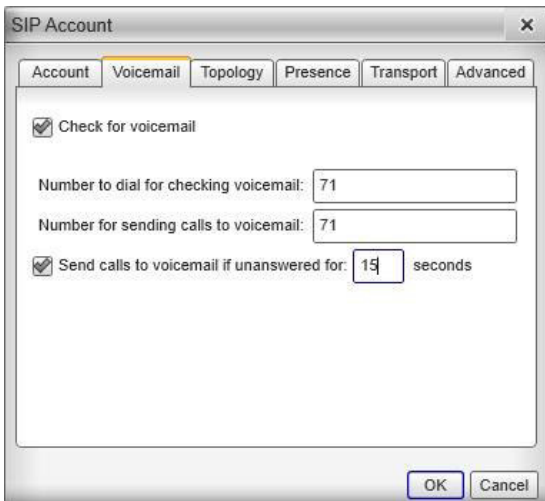


Phone Value	<b>configured in OpenScape Business: Telephones / Subscribers-&gt; IP Telephones -&gt; Edit</b>
Display Name	Optional, Phone name can only be seen in the network traces, OpenScape Business uses the name configured in system
User ID	Call number
Password	Password
Authorization name	SIP User ID / Username
	<b>configured in OpenScape Business: Telephones / Subscribers-&gt; IP Telephones -&gt; Edit -&gt;Security</b>
Domain	IP-Address of OpenScape Business

### 1.1.2 Call Forwarding

CFU and CFB are NOT available in the (free) V4.5 client.

CFNR is supported to Voicemail only.



### 1.1.3 Message Waiting

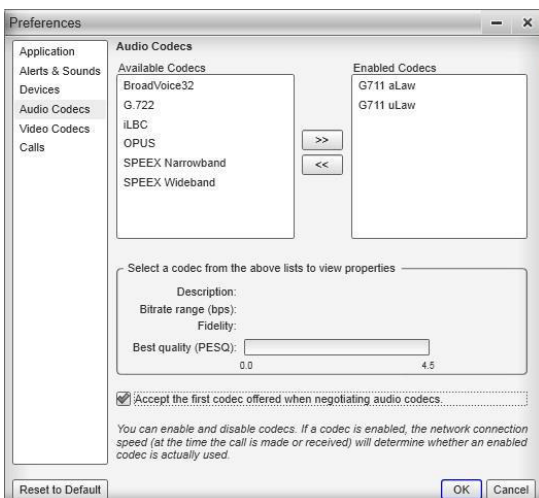
To activate the MWI service with subscription enable the voicemail support and set the voicemail call number as shown in 1.1.2. A waiting message is signaled with a special icon on the display of the X-lite client.

### 1.1.4 Distinctive Ringing

Not supported by X-lite Client

### 1.1.5 Audio Codecs

The OpenScape Business does not support all codecs provided by X-Lite. You should limit them in Softphone/Preferences -> Audio Codecs



## **About Unify**

Unify is one of the world's leading communications software and services firms, providing integrated communications solutions for approximately 75 percent of the Fortune Global 500. Our solutions unify multiple networks, devices and applications into one easy-to-use platform that allows teams to engage in rich and meaningful conversations. The result is a transformation of how the enterprise communicates and collaborates that amplifies collective effort, energizes the business, and enhances business performance. Unify has a strong heritage of product reliability, innovation, open standards and security.

**Unify.com**

Copyright © Unify Software and Solutions GmbH & Co. KG 2015  
Mies-van-der-Rohe-Str. 6, 80807 Munich/Germany  
All rights reserved.

The information provided in this document contains merely general descriptions or characteristics of performance which in case of actual use do not always apply as described or which may change as a result of further development of the products. An obligation to provide the respective characteristics shall only exist if expressly agreed in the terms of contract.

Availability and technical specifications are subject to change without notice.

Unify, OpenScape, OpenStage and HiPath are registered trademarks of Unify Software and Solutions GmbH & Co. KG. All other company, brand, product and service names are trademarks or registered trademarks of their respective holders.

**UNIFY** Harmonize  
your enterprise